



































Total

Rank	Competitor	Age	Club	RT	PTS	Result
1	 Rebe... Meder ...	23		0.73		2:05.80 Entry: 2:12.07 -6.27
	25m: 12.19 50m: 26.94 (14.75) 75m: 43.21 (16.27) 100m: 58.57 (15.36) 125m: 1:16.51 (17.94) 150m: 1:34.90 (18.39) 175m: 1:51.08 (16.18) 200m: 2:05.80 (14.72)					
2	 Zyle... Pratt-S...	21		0.74		2:12.49 Entry: 2:16.28 -3.79
	25m: 13.07 50m: 29.17 (16.10) 75m: 46.43 (17.26) 100m: 1:02.58 (16.15) 125m: 1:21.35 (18.77) 150m: 1:40.47 (19.12) 175m: 1:56.91 (16.44) 200m: 2:12.49 (15.58)					
3	 Georg... McCar...	23	 Hamilton Aquatics	0.76		2:14.23 Entry: 2:16.45 -2.22
	25m: 13.45 50m: 29.54 (16.09) 75m: 46.32 (16.78) 100m: 1:01.98 (15.66) 125m: 1:21.19 (19.21) 150m: 1:40.91 (19.72) 175m: 1:57.92 (17.01) 200m: 2:14.23 (16.31)					
4	 Bridie Quayle	17		0.79		2:16.62 Entry: 2:17.69 -1.07
	25m: 13.56 50m: 30.06 (16.50) 75m: 47.19 (17.13) 100m: 1:03.86 (16.67) 125m: 1:23.72 (19.86) 150m: 1:43.85 (20.13) 175m: 2:00.78 (16.93) 200m: 2:16.62 (15.84)					
5	 Maia Adams	21		0.72		2:18.56 Entry: 2:19.02 -0.46
	25m: 13.87 50m: 30.71 (16.84) 75m: 48.60 (17.89) 100m: 1:05.65 (17.05) 125m: 1:25.52 (19.87) 150m: 1:45.70 (20.18) 175m: 2:02.70 (17.00) 200m: 2:18.56 (15.86)					
6	 Isabelle Gibson	19		0.76		2:19.40 Entry: 2:19.01 +0.39
	25m: 13.52 50m: 29.51 (15.99) 75m: 46.73 (17.22) 100m: 1:03.64 (16.91) 125m: 1:24.91 (21.27) 150m: 1:46.58 (21.67) 175m: 2:03.60 (17.02) 200m: 2:19.40 (15.80)					
7	 Olivia Bates	17		0.77		2:19.88 Entry: 2:18.89 +0.99
	25m: 14.02 50m: 30.46 (16.44) 75m: 48.77 (18.31) 100m: 1:06.14 (17.37) 125m: 1:26.83 (20.69) 150m: 1:47.42 (20.59) 175m: 2:04.52 (17.10) 200m: 2:19.88 (15.36)					
8	 Deot... Videau ...	16		0.75		2:20.29 Entry: 2:20.67 -0.38
	25m: 13.72 50m: 30.55 (16.83) 75m: 48.18 (17.63) 100m: 1:05.49 (17.31) 125m: 1:25.89 (20.40) 150m: 1:47.09 (21.20) 175m: 2:04.48 (17.39) 200m: 2:20.29 (15.81)					
9	 Jasmine Lyles	18		0.67		2:21.11 Entry: 2:19.28 +1.83
	25m: 13.88 50m: 30.56 (16.68) 75m: 49.32 (18.76) 100m: 1:07.37 (18.05) 125m: 1:26.81 (19.44) 150m: 1:46.88 (20.07) 175m: 2:04.62 (17.74) 200m: 2:21.11 (16.49)					
10	 Freya Hingston	18		0.71		2:22.70 Entry: 2:20.47 +2.23
	25m: 13.51 50m: 29.48 (15.97) 75m: 47.21 (17.73) 100m: 1:04.72 (17.51) 125m: 1:25.33 (20.61) 150m: 1:47.23 (21.90) 175m: 2:05.28 (18.05) 200m: 2:22.70 (17.42)					
11	 Abby Davidson	19		0.74		2:20.41 Entry: 2:22.10 -1.69
	25m: 13.50 50m: 30.24 (16.74) 75m: 49.11 (18.87) 100m: 1:06.95 (17.84) 125m: 1:27.19 (20.24) 150m: 1:47.52 (20.33) 175m: 2:04.54 (17.02) 200m: 2:20.41 (15.87)					
12	 Alinta Dingwall ...	18		0.67		2:21.04 Entry: 2:20.89 +0.15
	25m: 14.29 50m: 30.96 (16.67) 75m: 48.82 (17.86) 100m: 1:05.60 (16.78) 125m: 1:26.66 (21.06) 150m: 1:48.00 (21.34) 175m: 2:05.00 (17.00) 200m: 2:21.04 (16.04)					
13	 Br... van Veld...	17		0.77		2:21.76 Entry: 2:22.50 -0.74
	25m: 13.56 50m: 30.11 (16.55) 75m: 48.63 (18.52) 100m: 1:05.89 (17.26) 125m: 1:27.26 (21.37) 150m: 1:49.12 (21.86) 175m: 2:06.17 (17.05) 200m: 2:21.76 (15.59)					
14	 Alex McIntosh	16		0.71		2:21.77 Entry: 2:21.91 -0.14
	25m: 13.83 50m: 30.79 (16.96) 75m: 49.74 (18.95) 100m: 1:08.02 (18.28) 125m: 1:28.56 (20.54) 150m: 1:48.92 (20.36) 175m: 2:06.07 (17.15) 200m: 2:21.77 (15.70)					
15	 Evie Skidmore	18		0.78		2:21.90 Entry: 2:21.85 +0.05
	25m: 14.24 50m: 31.16 (16.92) 75m: 48.62 (17.46) 100m: 1:05.31 (16.69) 125m: 1:26.67 (21.36) 150m: 1:48.41 (21.74) 175m: 2:05.61 (17.20) 200m: 2:21.90 (16.29)					
16	 Kezia Buisinne	17		0.78		2:22.53 Entry: 2:22.69 -0.16
	25m: 13.66 50m: 30.34 (16.68) 75m: 49.70 (19.36) 100m: 1:08.08 (18.38) 125m: 1:28.84 (20.76) 150m: 1:50.05 (21.21) 175m: 2:07.06 (17.01) 200m: 2:22.53 (15.47)					
17	 Alexis Buisinne	17		0.75		2:22.58 Entry: 2:24.92 -2.34
	25m: 14.07 50m: 30.87 (16.80) 75m: 49.31 (18.44) 100m: 1:07.64 (18.33) 125m: 1:28.13 (20.49) 150m: 1:49.09 (20.96) 175m: 2:06.56 (17.47) 200m: 2:22.58 (16.02)					

18	Kate Hurley	17		0.73	2:22.80 Entry: 2:23.12	-0.32
	25m: 14.35 50m: 31.57 (17.22) 75m: 50.49 (18.92) 100m: 1:08.48 (17.99) 125m: 1:28.66 (20.18) 150m: 1:49.32 (20.66) 175m: 2:06.67 (17.35) 200m: 2:22.80 (16.13)					
19	Maisy Pronk (V)	17		0.72	2:24.69 Entry: 2:22.06	+2.63
	25m: 13.53 50m: 30.48 (16.95) 75m: 48.48 (18.00) 100m: 1:06.20 (17.72) 125m: 1:28.60 (22.40) 150m: 1:51.27 (22.67) 175m: 2:08.50 (17.23) 200m: 2:24.69 (16.19)					
20	Ivy Miller (V)	18		0.71	2:20.24 Entry: 2:22.32	-2.08
	25m: 13.52 50m: 29.21 (15.69) 75m: 46.39 (17.18) 100m: 1:02.28 (15.89) 125m: 1:24.99 (22.71) 150m: 1:47.77 (22.78) 175m: 2:04.78 (17.01) 200m: 2:20.24 (15.46)					
21	Cl... Borgmeye...	17		0.73	2:22.12 Entry: 2:25.96	-3.84
	25m: 13.82 50m: 30.93 (17.11) 75m: 49.84 (18.91) 100m: 1:08.22 (18.38) 125m: 1:27.88 (19.66) 150m: 1:48.15 (20.27) 175m: 2:05.78 (17.63) 200m: 2:22.12 (16.34)					
22	Mia Cain-Townley	18		0.87	2:23.01 Entry: 2:25.59	-2.58
	25m: 13.39 50m: 29.57 (16.18) 75m: 47.91 (18.34) 100m: 1:05.21 (17.30) 125m: 1:26.90 (21.69) 150m: 1:49.03 (22.13) 175m: 2:06.53 (17.50) 200m: 2:23.01 (16.48)					
23	Ella Hanley	16		0.71	2:25.76 Entry: 2:24.95	+0.81
	25m: 14.67 50m: 31.84 (17.17) 75m: 50.16 (18.32) 100m: 1:08.72 (18.56) 125m: 1:29.85 (21.13) 150m: 1:51.54 (21.69) 175m: 2:09.38 (17.84) 200m: 2:25.76 (16.38)					
24	Scout Carter	17		0.73	2:26.15 Entry: 2:28.04	-1.89
	25m: 15.37 50m: 33.25 (17.88) 75m: 52.55 (19.30) 100m: 1:10.97 (18.42) 125m: 1:31.67 (20.70) 150m: 1:52.46 (20.79) 175m: 2:10.04 (17.58) 200m: 2:26.15 (16.11)					
25	Luisa Palmer	15		0.71	2:26.22 Entry: 2:25.52	+0.70
	25m: 14.05 50m: 31.29 (17.24) 75m: 49.92 (18.63) 100m: 1:07.70 (17.78) 125m: 1:29.87 (22.17) 150m: 1:52.15 (22.28) 175m: 2:10.02 (17.87) 200m: 2:26.22 (16.20)					
26	Violet Carter	15		0.86	2:26.25 Entry: 2:28.53	-2.28
	25m: 14.62 50m: 31.99 (17.37) 75m: 51.31 (19.32) 100m: 1:09.60 (18.29) 125m: 1:30.74 (21.14) 150m: 1:52.52 (21.78) 175m: 2:10.15 (17.63) 200m: 2:26.25 (16.10)					
27	Ziva Bunker	13		0.72	2:29.27 Entry: 2:27.12	+2.15
	25m: 14.45 50m: 32.05 (17.60) 75m: 51.30 (19.25) 100m: 1:09.67 (18.37) 125m: 1:31.79 (22.12) 150m: 1:54.03 (22.24) 175m: 2:12.33 (18.30) 200m: 2:29.27 (16.94)					
28	Jenna Borea	13		0.73	2:31.44 Entry: 2:26.84	+4.60
	25m: 15.21 50m: 33.55 (18.34) 75m: 52.91 (19.36) 100m: 1:11.51 (18.60) 125m: 1:33.70 (22.19) 150m: 1:56.15 (22.45) 175m: 2:14.13 (17.98) 200m: 2:31.44 (17.31)					
-	Chanelle Huang	14			DNS	